



MT ASPIRING COURSE & ASCENT

2017/2018 TRIP NOTES





Mount Aspiring Course and Guided Ascent Course Notes

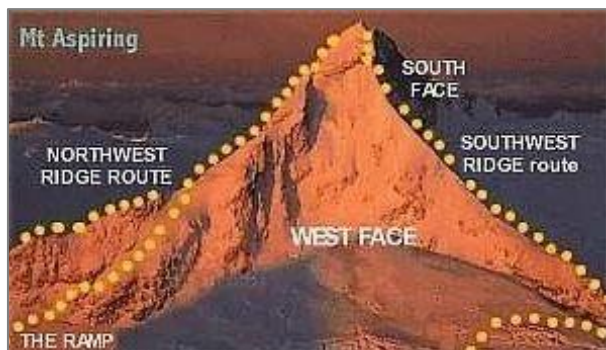
All material Copyright © Adventure Consultants Ltd 2017-2018

Mount Aspiring is a majestic, soaring peak and a challenging climb. Known to New Zealand Maori as Tititea, 'the glistening one', Mount Aspiring exemplifies much of what a real 'classic' mountain represents. From some aspects, it has formidable sheer faces, and from others, it has fine graceful lines that culminate in its sharply defined summit. In short, Mount Aspiring inspires the urge to strap on those crampons and climb!

The Routes

The Ramp

This is a steep snow route ascending from the Bonar Glacier, which meets the North West Ridge halfway to the summit. Our most commonly ascended route and an all-time classic. We ascend this route until late December when access is cut off by late summer conditions.




The North West Ridge

A rock route which follows the ridge, deviously avoiding any really difficult climbing, but with plenty of exposure! We usually follow this route from mid-late December onwards.

The South West Ridge

This climb is a real gem for the more technically orientated mountaineers. A long fine arête gradually steepens to culminate in a technical gully section, then a two pitch ice face that takes you almost to the summit itself!

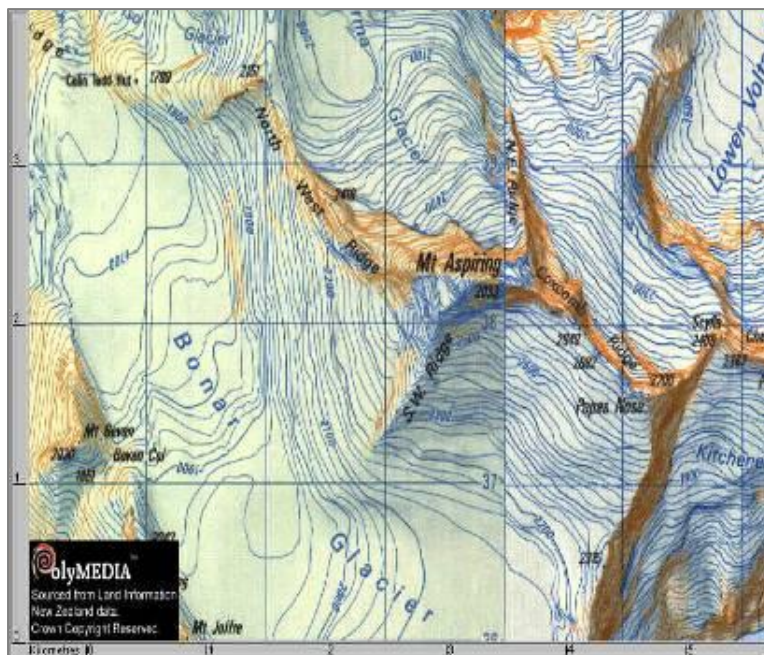


The Ramp and North West Ridge routes are of similar technical grade, and conditions can sometimes favour one of these routes over the other. Often the decision as to

which route is most appropriate to climb can only be made once you are in the region. Climbers attempting the South West ridge will need prior ice climbing and mountaineering experience. All of these routes take on average around 14-16 hours return.

The walk into the Aspiring region is a beautiful but a long walk (12-16 hours) into Bevan Col or Colin Todd Hut, from where we base ourselves for the climb. The majority of our guests utilise helicopter access to Bevan Col on the edge of the Bonar Glacier, in order to arrive fresh and take advantage of fine weather periods. For this reason, we have included the cost of a helicopter access flight in the trip price.

We only guide Mount Aspiring on a 1:1 client to guide ratio for all routes due to the demands of the terrain and to ensure the highest standards of safety.



Itinerary

Day 1

Meet your guide in Wanaka, check gear and drive to the road end before flying into the mountains in the early afternoon. A two-hour walk across the Bonar Glacier takes us to Colin Todd Hut. Alternatively, we may opt to camp in our tent camp on Bevan Col.

Days 2 + 3

Your guide will take you through several skills sessions including basic snow craft and cramponing skills, crevasse rescue, climbing alpine rock and ascending steep snow and ice.

Day 4

Acclimatisation day, ascend a smaller peak such as Mt Bevan or Rolling Pin.

Day 5

Summit day, start 3am, and finish as late as 7pm, or contingency day.

Day 6

Commence walk out, reaching French Ridge Hut or a bivvy site in the West Matukituki Valley, or contingency day.

Day 7

Complete walk out to road end, or fly out on back flight (weather permitting) to the vehicle at the road end.

Please note: Due to the nature of the terrain and duration of the walk out we often utilise

the option to fly out on a back flight at the completion of the climb. This is an additional cost and we can advise you of the price estimate at the time of booking.

Our Guides

Adventure Consultants guides are NZMGA and/or IFMGA qualified mountain guides. They are professional mountaineers and operate to the highest industry standards.



Being a great climber alone is not enough to work with us; our standards demand that trip leaders are great guides as well. You will find your guide friendly, approachable and focused on providing a safe and enjoyable trip in line with your objectives and comfort level.



Success with the highest margin of care is always a hallmark of our approach; promoting the realisation that even extreme pursuits such as high altitude mountaineering can be undertaken safely.

Adventure Consultants employs only IFMGA or NZMGA qualified guides, the most advanced training and certification program in New Zealand and internationally. In order to gain these qualifications guides must undergo rigorous training and assessment on climbing skills, instructional skills, avalanche training and assessment, wilderness first aid, rescue training and much more. The qualification takes many years (5-7) to attain and ensures you are getting a world-class professional service.

Communication and Messages

Our guides are in radio/cell/satellite phone communication with our operations base and Department of Conservation headquarters throughout the trip. This assists us with schedule and weather forecast updates, helicopter coordination and safety back up. Urgent messages can be relayed via our office to the field if required. Each party carries a locator beacon for additional security.

Climbing Season

We guide Mount Aspiring all year as conditions allow, although our main climbing season is from November through to April. In November and December, we can expect more snow cover on the routes. As temperatures warm up into the summer months of January and February, we traditionally experience more settled weather and mixed climbing conditions (snow, ice and rock). From March through April, late summer conditions exist which result in a combination of rock and ice routes. However, from May onwards cooling temperatures can bring snow falls to the Alps. Winter conditions are less predictable and the days are shorter, however, for experienced climbers, the winter solitude will be incredibly rewarding!

We do specialise in winter climbing and ice climbing through the months of July-September and whilst the days are shorter the mountains are virtually abandoned. Our guides are also experienced ski guides, so enquire about combining ski touring with your ascent!

Weather

New Zealand has a maritime climate and the weather is always a consideration in the high mountains. For the climbing season (November to April) the average temperature ranges from around -5°C up to +20°C, during the winter this can drop to -10°C or -15°C. There is no heating source in the huts, so you need to be prepared for cold overnight temperatures.

In the event conditions are not suitable to enter the mountains at the start of the trip, we can delay for up to two days subject to your guides' schedule. We recommend you allow some flexibility with your travel arrangements to create this advantage. When booking your trip, please specify the dates you are available.

Fitness and Health

To make the most of your climbing experience we encourage you to work on your fitness prior to the trip. You will find that training with a 15kg + pack on is the best preparation for the mountains, with the aim of getting 'pack fit' and building your endurance. Your guide places special focus on fitness levels and will regulate the pace accordingly.

Our registration form requests that you advise us of any medical problems you may have and if you are on any medication. Any information you supply will be treated as confidential.

Food

We place emphasis on providing nutritious meals and a good supply of snack food throughout the trip. If you have any special dietary requirements, please advise us at the time of registration.

Insurance

We strongly recommend that you take out trip cancellation and travel insurance to protect yourself in the case of injury or mishap prior to/ or whilst on our trips.

While our focus is on safety and our track record supports this, the mountains do have hazards and there is always the potential for mishap. If you were injured whilst on the trip the New Zealand Accident Compensation Commission (ACC) will pay rescue costs upon review of the circumstances and authorisation by the Police. This service may not apply to evacuation costs for medical conditions. You may not be eligible for bulk compensation payments from ACC, and you are responsible for any medical or evacuation costs beyond

the cover provided by ACC.

Equipment

Climbing in the Southern Alps requires you have the highest quality clothing and equipment due to the extremes of weather conditions. Our focus is on having the essential clothing and equipment while keeping your pack as light as possible.

Your guide will go through an equipment checklist with you at the beginning of your trip. Actual equipment taken may vary subject to seasonal weather and route conditions. All group equipment including ropes and cooking equipment will be organised by your guide.

*We can offer secure storage at our office for your luggage and valuables during the trip.

Travel and Accommodation

We commence our Mount Aspiring trip from our base in Wanaka. Air New Zealand and Qantas/Jetstar provide daily services for flights from Christchurch, Auckland and Wellington to Queenstown. There are also direct international flights from most major Australian cities to Queenstown.

A shuttle service operates several times daily between Queenstown and Wanaka (approximately one hour driving time and at a cost of \$35 each way), check <http://www.alpineconnexions.co.nz> for details.

Bus services operate daily between Christchurch and Wanaka (approximately 6 hours travel time).

Wanaka has a range of accommodation from backpackers, youth hostels, motels, and hotels to luxury lodges.

We are happy to assist with your accommodation and bus transfer arrangements.

Accommodation during the Trip

Adventure Consultants will provide your accommodation while the trip is running which is from 9.00am on Day 1 until 5.00pm on Day 7. All food and accommodation outside this time will be at your expense. When in the mountains you will stay in mountain huts with shared bunkrooms and basic facilities. There are no single rooms available. Some mountain nights may be spent in tents or bivvies where you will be more exposed to the elements, but the final decision on this will be made by your guide after weighing up all the factors.

If you experience a delay with entering the mountains caused by weather you will be accommodated in Wanaka in dormitory style backpackers with shared bathroom facilities.

You may decide to upgrade to single accommodations in Wanaka at your own expense, should you require.

Price

The price for our **7 day Fly In / Walk Out** Mt Aspiring Course and Ascent is **NZ\$6450** for **1:1 guiding**.

The price includes; Guide Fees and hut fees, all meals and snack foods whilst on the trip, group equipment such as ropes, tents and stoves, ground transport ex Wanaka, Department of Conservation fees (37125-GUI), NZ Goods and Services Tax (15%) and aircraft access.

- We strongly suggest you purchase trip cancellation insurance from your normal travel agent.
 - All prices are subject to change without notice.
-

Trip Registration and Payment

In order to confirm a guide and your trip, we require a completed registration form and a deposit of NZ\$1,000.00 per person. The balance of payment is then due 60 days prior to the start date.

Please complete the online registration form on our website:

<https://www.adventureconsultants.com/climbing-schools/climbing-school-new-zealand/mt-aspiring-course-and-ascent/book-now>

All payments should be made by bank transfer to the following bank and account:

Bank:	Bank of New Zealand
For the account of:	Adventure Consultants Limited
Account number:	02 0673 0043443 00
Account Type:	NZ Dollars

We can also accept your deposit and balance payment by credit card – **Visa, Mastercard, Amex**

Please note: In order to reserve a guide this popular trip we recommend that you book well in advance.

Trip Cancellation Policy

- Up to 60 days prior to the departure date a NZ\$250 fee applies.
- Inside 60 days of the departure date, we reserve the right to retain 50% of the full fee.

- Inside 30 days of the departure date, we reserve the right to retain 75% of the full fee.
 - Inside 15 days of the departure date forfeit 100% of the full fee.
-

We look forward to climbing Mount Aspiring with you!

Contact us:

Adventure Consultants Ltd
PO Box 739
20 Brownston St
Lake Wanaka 9343
New Zealand

Phone: + 64 3 443 8711

Fax: + 64 3 443 8733

<https://www.adventureconsultants.com/contact-us/>

Email: info@adventure.co.nz

Web: www.adventureconsultants.com

Adventure Consultants – is affiliated to the New Zealand Mountain Guides Association (NZMGA), New Zealand Alpine Club (NZAC) and a corporate member of the American Alpine Club (AAC). Adventure Consultants perform to IFMGA/UIAGM standards and are world leaders in high altitude guiding.

All material Copyright © Adventure Consultants Ltd 2016-2017